



FLAG	CYPRIAN	PORT OF REGISTRY	LIMASSOL
		TELEX-INMASART "C"	420918810
MASTER/CREW	POLISH	IMO No	9432115
		OPERATED SINCE	11 Dec. 2009
CALL SIGN	5BVC2		
BUILT	DALIAN SHIPYARD		
TONNAGE		GROSS	NET
	International	24115	10824
	Suez Canal	24329	23187
	Panama Canal	20126	21191
CLASS	LR: 100A1 ICE CLASS 1C LMC UMS		

TYPE Multipurpose cargo vessel. Strengthened for carriage of heavy cargoes and adapted for carriage of containers.

MAIN ENGINE

Type	kW ~ BHP	at rpm	Fuel
SULZER 7RT - FLEX60C	16520 - 22153	114	IFO 380

AUXILIARY ENGINES Diesel Generator sets

Type	kW	rpm	kVA	AC V	Hz	Fuel
3 x WARTSILA AUXPAC 975W6L20	1025	900				IFO 380
GENERATOR FENXI-SIEMENS LICENCE						
TYPE 1FC 6 - 3 phase		1219	450	60		
1 x EMERGENCY: NTA 855-G1	287	1800	212	450	60	

BOILERS

Type	kg/h	bar	Fuel
Oil-fired BOILER SAACKE KLN/VM -1,5/7	1500	7	IFO 380
EXHAUST-GAS BOILER SAACKE KIP/DH 1,6/7	1600	7	

SPEED FUEL CON-
SUMPTION

knots	t/day
13,4	23,4
13,8	25,2
14,5	29,1
15,1	33,3
15,8	38,0
16,5	43,0
16,8	45,7
17,1	48,5
17,8	54,5
18,5	60,9

Aux.Eng	2,8
<u>PORT</u> Aux.Eng Boiler	4,3

VENTILATION of cargo compartments

Natural supply, mechanical exhaust: 6 air changes per hour.

FRESH WATER EVAPORATOR

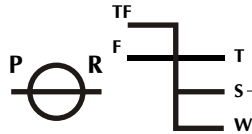
24 m³ / 24 h

TANK CAPACITY

	m ³	Capacity %	SG T/m ³	t
Fuel Oil + dual purpose tanks	3830,06	98	0,960	3603,32
Diesel Oil	156,85	98	0,860	127,99
Lubricating Oil	162,57	98	0,900	140,46
Fresh Water	276,65	100	1,000	276,65
Ballast Water + dual purpose tanks	11183,17	100	1,025	11462,75
Miscellaneous Tanks	170,55	98	1,025	174,81



FREEBOARD MARK & DEADWEIGHT SCALE



Deadweight Scale						
Draft (m)	Freeboard from Deck Line (m)	M.T.C (t-m)	T.P.C (t)	Displacement (t)	Deadweight (t)	Draft (m)
		720				
		710		47000	34000	
11,5	4,0	700	49,0	46000	33000	11,5
		690		45000	32000	
		680		44000	31000	
11,0	4,5	670		43000	30000	11,0
		660		42000	29000	
10,5	5,0	650	48,0	41000	28000	10,5
		640		40000	27000	
		630		39000	26000	
10,0	5,5	620	47,0	38000	25000	10,0
		610		37000	24000	
		600		36000	23000	
		590		35000	22000	
9,5	6,0	580	46,0	34000	21000	9,5
		570		33000	20000	
		560		32000	19000	
		550		31000	18000	
9,0	6,5	540	45,0	30000	17000	9,0
		530		29000	16000	
		520		28000	15000	
		510		27000	14000	
8,5	7,0	500	44,0	26000	13000	8,5
		490		25000	12000	
8,0	7,5	480	43,0	24000	11000	8,0
		470		23000	10000	
SUMMER S.W. (S)		460	42,0	22000	9000	
		450		21000	8000	
		440		20000	7000	
Constant stores:		430	41,0	19000	6000	
		420		18000	5000	
		410		17000	4000	
		400		16000	3000	
		390	39,0	15000	2000	
		380		14000	1000	
		370		13000	0	
Light ship 13211 t		360	38,0	12000	0	
		350		11000	0	

DEADWEIGHT DRAFT
(T) (m)

SUMMER S.W. (S) **30332** **11,00**

Constant stores: 430

Light ship 13211 t

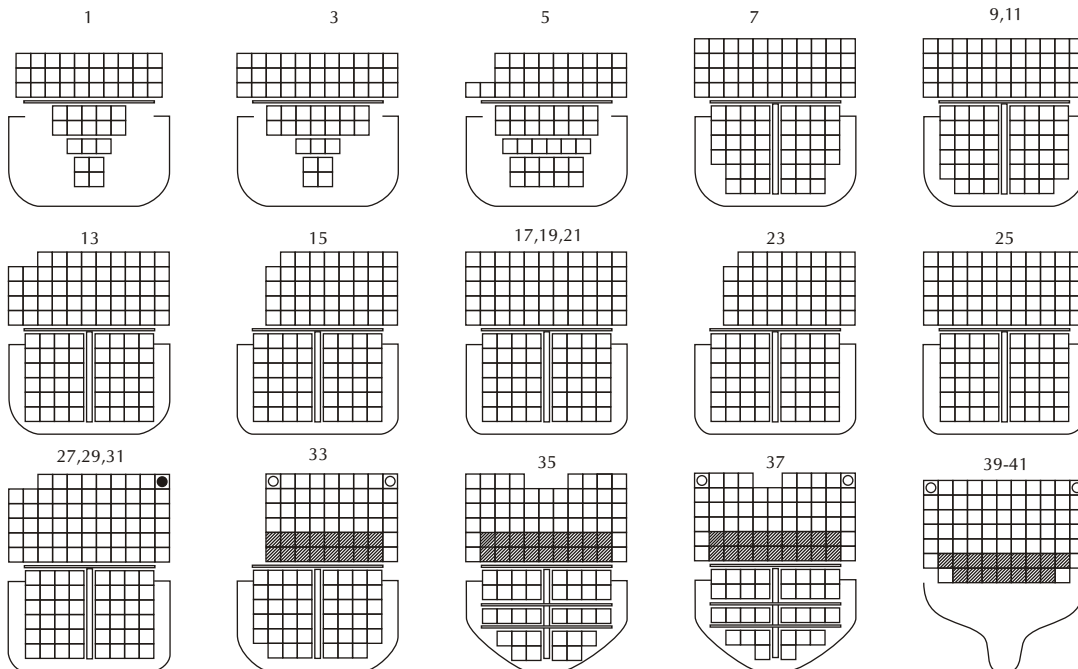


CONTAINER CAPACITY

5		4		3		2		1		HATCH No		
41 39 40	37 35 36	33 31 29 27 25 32 - 26	23 21 19 17 15 22 - 16	13 11 09 07 12 08	05 03 01 04 -	TEU FEU+(TEU)		BAY No				
11 11 11 11 11 11 11 11 11 11 11 11 9 9	9 8 11 11 11 11 11 11 11 11 11 11	9 9 9 11 11 9 11 11 9 11 11 9 11 11	9 9 11 11 11 11 11 11 11 11 11 11	8 11 9 11 9 11 9 11 9 11 9 11	11 11 8 11 11 9 11 11 9 11 11 9 11 11 9	9 11 11 11 11 11 11 11 11 11 11	9 11 10 9 11 10 11 11 10 11 11 10	7 7 5 7 7 5	8 8	6 3 3 5 2 2 5 2 2		
8 8 8 8 8 8 6 6 2 4	8 8 8 8 8 8 8 8 8 8 8 8	8 8 8 8 8 8 8 8 8 8 8 8	8 8 8 8 8 8 8 8 8 8 8 8	8 8 8 8 8 8 8 8 8 8 8 8	8 8 8 8 8 8 8 8 8 8 8 8	8 8 8 8 8 8 8 8 8 8 8 8	8 8 8 8 8 8 8 8 8 8 8 8	8 8 8 8 8 8 8 8 8 8 8 8	8 8 8 8 8 8 8 8 8 8 8 8	8 8 8 8 8 8 8 8 8 8 8 8	8 8 8 8 8 8 8 8 8 8 8 8	8 8 8 8 8 8 8 8 8 8 8 8

GRAND TOTAL
TEU FEU+(TEU)

DECK	1108 452+(179)	75 75 75	64 63 63	54 64 64 64 55 54+(10)(64) 55	44 55 55 55 44 44+(10)(55) 44+(10)	53 44 44 44 44 44	29 33 30 29 (30)	TEU FEU+(TEU)	DECK
HOLDS	796 329+(138)	32 34 32+(2)	46 48 48 48 48 46+(2)(48) 48	48 48 48 48 48 48 (48) 48	48 46 46 44 46+(2) 44+(2)	30 21 17 (30) 17+(4)	TEU FEU+(TEU)	HOLDS	
DECK & HOLDS	1904 781+(317)	75 75 75	96 97 95+(2)	100 112 112 112 103 100+(12)(112) 103	92 103 103 103 92 92+(10)(103) 92+(10)	101 90 90 88 90+(2) 88+(2)	59 54 47 46+(30)(34)	TEU FEU+(TEU)	TOTAL IN BAY



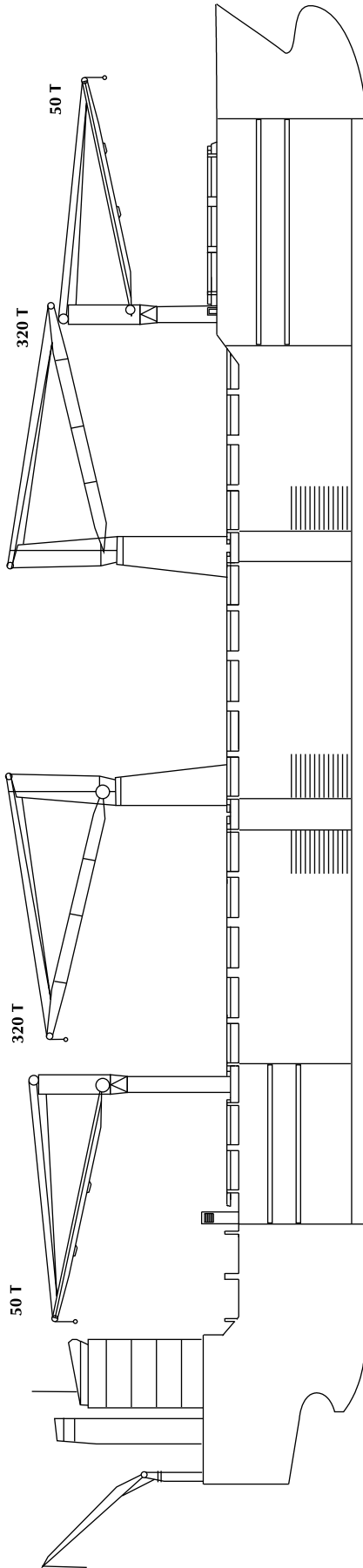
- ☐ - 40' only
- ◼ - bay 27, 31: 40' only

▣ Refrigerated TEU 20

MAX. PERMISSIBLE LOADING

	Uniform Distrib. T / m ²		T / per Stack of		Fork lift T / Axle
	Hatch covers	Deck	TEU	FEU	
Upper Deck	2,5	90	110	-	
Weather deck hatch covers	2,5	70/50*	85/65*	-	
Tweendeck hatch covers	4	35	45	8	
Double Bottom Tank Top	18	144	180	8	

*HC No 1



PRINCIPAL DIMENSIONS

	m		m		m	
LENGTH overall	199,8		DEPTH moulded		15,5	
- btw perpendic.	189,0		HEIGHT maximal		51,5	
BREADTH moulded	27,8					

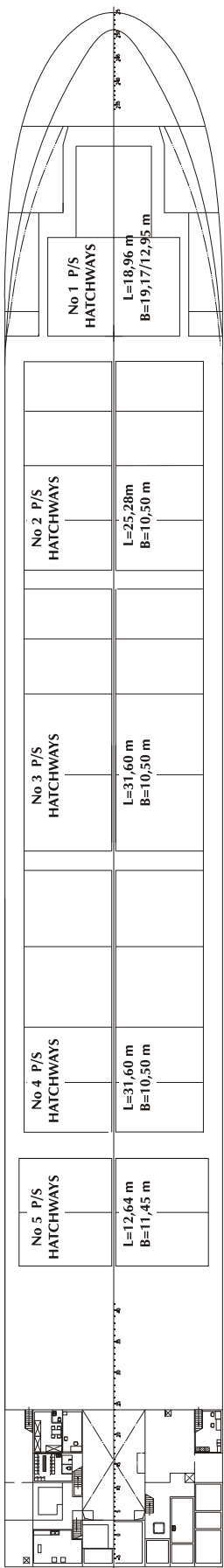
HATCH No	1	2	3	4	5
----------	---	---	---	---	---

DIMENSIONS (m)	L	B	H	L	H	L	B	H	L	B	H	L	B	H
Upper Tweendeck A*	26,8	12,9-19,1	5,8**	25,2	10,5	3,5-6,1	31,6	10,5	3,5-6,1	31,6	10,5	3,5-6,1	10,5	3,5-6,1
Lower Tweendeck B*	27,5	8,9-16,1	3,1	25,2	10,5	2,0-4,6	31,6	10,5	2,0-4,6	31,6	10,5	2,0-4,6	10,5	2,0-4,6
Lower Hold	31,3	5,1-13,4	5,4	25,2	10,5	3,9-6,5	31,6	10,5	3,9-6,5	31,6	10,5	3,9-6,5	10,5	3,9-6,5

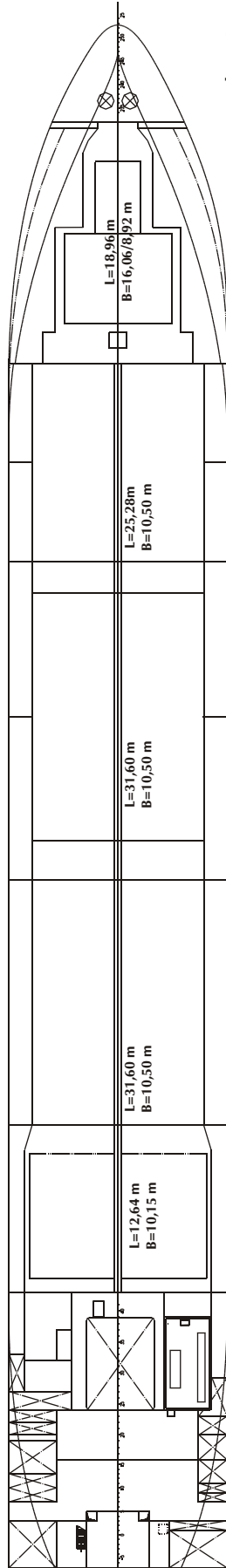
*) Breadths in holds 2 - 5 divided by longitudinal bulkhead into two (P&S) compartments.

**) Max heights in Upper Tweendecks within Hatchcoamings.

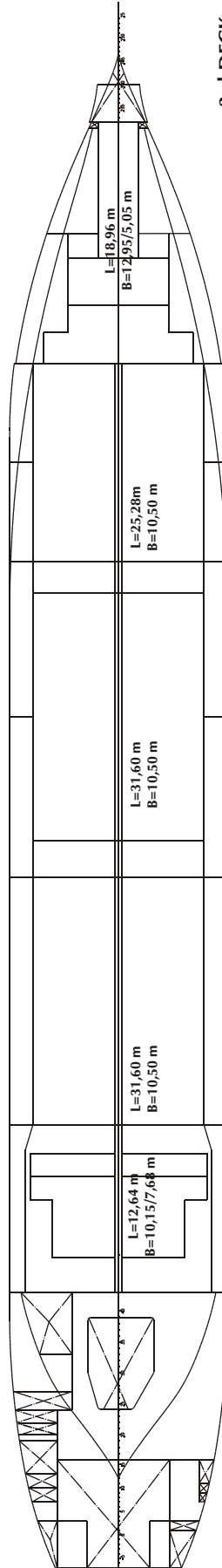
BALE CAPACITY	m ³	cub.ft	m ³	cub.ft	m ³	cub.ft	m ³	cub.ft	m ³	cub.ft	m ³	cub.ft	m ³	cub.ft
Upper Tweendeck A	2 638	93 160	2x1632	115 266	2x2 040	144 084	2x2 040	144 084	1 174(P)+1 181(S)	83 166	16 417	579 760		
Lower Tweendeck B	1 147	40 506	2x1229	86 804	2x1 536	108 486	2x1 536	108 486	832(P)+838(S)	58 976	11 419	403 258		
Lower Hold	1 595	56 327	2x888	62 718	2x1 298	91 676	2x1 253	88 498	803(P)+805(S)	56 786	10 081	356 005		
Total	5 380	189 993	7 498	264 788	9 748	344 246	9 658	341 068	5 633	198 928	37 917	1 339 023		



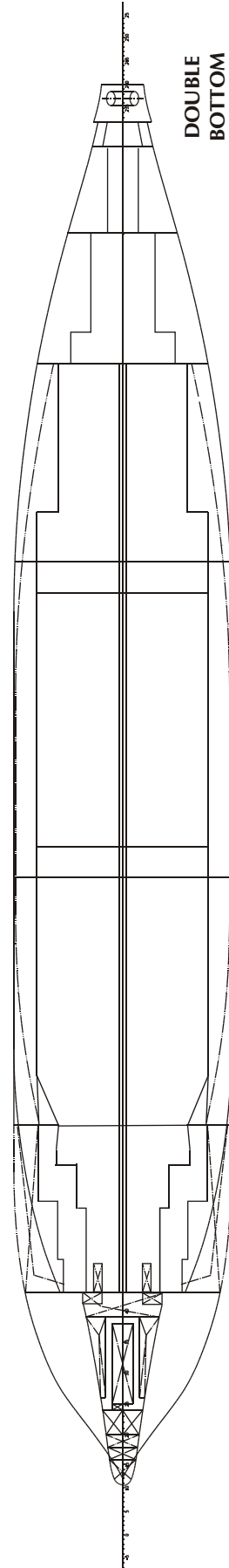
UPPER DECK



2nd DECK



3rd DECK



DOUBLE BOTTOM TANKS & HOLDS



CONTENTS

INFORMATION	PAGE
NAME OF VESSEL	1
FLAG	1
MASTER / CREW	1
PORT OF REGISTRY	1
CALL SIGN / INMARSAT C	1
BUILDERS (SHIPYARD) / SINCE OPERATED BY CHIPOLBROK	1
TONNAGE: INTERNATIONAL / SUEZ CANAL / PANAMA CANAL	1
CLASSIFICATION SOCIETY / CLASS	1
IMO No / TYPE OF VESSEL	1
MAIN ENGINE	2
SPEED / FUEL CONSUMPTION	2
AUXILIARY ENGINES / BOILERS	2
VENTILATION	2
FRESH WATER EVAPORATOR	2
TANK CAPACITIES	2
LOADING SCALE	3
- Deadweight / Draft / Immersion	3
- Loading Marks / Constant stores / Light Ship Weight	3
CONTAINER BAY PLAN - GENERAL / MAX. LOADING CAPACITY	4
DECKS / HATCH COVERS	4
MAIN DETAILS: LOA / BOA / DEPTH / HEIGHT / CRANES CAPACITY	5
CARGO COMPARTMENTS:	5
- DIMENSIONS	5
- BALE CAPACITY	5
DECK HORIZONTAL SECTIONS	6
CONTENTS	7

NOTES



Gdynia, November 2012.

Edition: 200 copies

Published by: CHIPOLBROK Chinese - Polish Joint Stock Shipping Co. Branch Office, Gdynia

Printed by: KRET

Utmost care and dilligence were used at compilation and verification of data contained herein which are believed to be accurate and correct, but neither Editors, nor Publishers, nor Printers assume any responsibility for eventual consequences of errors or misprints, if any.